



Hur man ansöker om TURISTVISUM till Indien.

Electronic Tourist visa

(En liten guide för att ansöka om turistvisum till Indien. Följ instruktionerna som är översatta till svenska och notera att vissa alternativ är redan i klickade.

Tänk på att allt ska fyllas i på engelska, man kan inte använda Å Ä Ö).

e-Visa Application

Passport Type* Välj nationalitet

Nationality* Födelsedatum

Port Of Arrival* E-mail adress

Date of Birth* (DD/MM/YYYY) Upprepa e-mail adress

Email ID* Ankomstdatum

Re-enter Email ID*

Expected Date of Arrival* (DD/MM/YYYY)

Visa Service* eTOURIST VISA
 RECREATION/SIGHT-SEEING
 MEETING FRIENDS/RELATIVES
 SHORT TERM YOGA PROGRAMME
 eMEDICAL VISA
 eBUSINESS VISA

All the following activities are permitted, however select the primarily purpose from the following

OK

ygeed

Please enter above text*

I have read the instructions ,I have all the required documents in scanned pdf format and photograph in jpg/jpeg format.

e-Visa Application

Rutan dyker upp i samband när man väljer e-TOURIST VISA. Tryck OK. Sedan välj översta rubriken. (som det är ifyllt på bilden).

Note: Following documents are required to be submitted

1) Applicant's recent colored photograph (dimensions 2in X 2in) size less than 1MB
 2) Copy of Passport page containing personal particulars

OK

Rutan dyker upp i samband när man trycker CONTINUE/FORTSÄTT. Tryck OK.
 1. I ansökan krävs ett personligt foto i färg, mindre än 1 MB.
 2. En kopia av personligt pass, sidorna med bild och personliga passnummer m.m. (Uppladdning av personlig – passbild kommer längre fram i ansökan).

Applicant Details Form

Port of Arrival : DELHI AIRPORT

Data saved Successfully.Please note down the Temporary Application ID : 52241350I02SBLB

Applicant Details

Surname (exactly as in your Passport) Efternamn (exakt som det står i sitt pass).

Given Name/s (exactly as in your Passport)* Förnamn (exakt som det står i sitt pass).

Have you ever changed your name? If yes, click the box and give details. Har du ändrat ditt namn? Om JA, klicka i rutan och fyll i.

Gender* Välj kön.

Date of Birth* Födelseort

Town/City of birth* Välj födelseland.

Country of birth* De sex första siffrorna i sitt personnummer.

Citizenship/National Id No.* Välj religion.

Religion* Synliga identitetsmärken. Går bra att skriva "NONE" (inget).

Visible identification marks* Välj Utbildning.

Educational Qualification * Nationality

Nationality * Did you acquire Nationality by birth or by naturalization? *

Did you acquire Nationality by birth or by naturalization? * Har du fått medborgarskap vid födsel eller genom naturalisering?

Have you lived for at least two years in the country where you are applying visa? Yes No Har du bott i minst två år i ett land där man ansöker om visum?

Passport Details

Passport Number * Passnummer

Place of Issue * Plats för utfärdandet

Date of Issue * Utfärdat

Date of Expiry * Sista giltighetsdag

Any other valid Passport/Identity Certificate(IC) held, Yes No Något annat giltigt Pass? Om JA, klicka i rutan och fyll i. Om NEJ, klicka i rutan och välj CONTINUE/FORTSÄTT.

* Mandatory Fields Obligatoriska fält

Applicant's Address Details

Present Address

House No./Street*	<input type="text"/>	Gatuadress
Village/Town/City*	<input type="text"/>	By/Stad
Country*	<input type="text" value="Select Country"/>	Välj Land
State/Province/District*	<input type="text"/>	Län/Provins
Postal/Zip Code*	<input type="text"/>	Postnummer
Phone No.	<input type="text"/>	Telefonnummer
Mobile No.	<input type="text"/>	Mobilnummer
Email Address	ABC@HOTMAIL.COM	
Click here for same address	<input type="checkbox"/>	Klicka här för samma adress.

Permanent Address

House No./Street*	<input type="text"/>
Village/Town/City	<input type="text"/>
State/Province/District	<input type="text"/>

Family Details

Father's Details

Name *	<input type="text"/>	Efternamn och förnamn
Nationality*	<input type="text" value="Select Nationality"/>	Välj nationalitet
Previous Nationality	<input type="text" value="Select Nationality"/>	Välj tidigare nationalitet
Place of birth *	<input type="text"/>	Födelseort
Country of birth *	<input type="text" value="Select Country"/>	Välj födelseland.

Mother's Details

Name *	<input type="text"/>
Nationality*	<input type="text" value="Select Nationality"/>
Previous Nationality	<input type="text" value="Select Nationality"/>
Place of birth *	<input type="text"/>
Country of birth *	<input type="text" value="Select Country"/>

Applicant's Marital Status * [Välj äktenskapsstatus](#)

Were your Parents/Grandparents (paternal/maternal) Pakistan Nationals or Belong to Pakistan held area.

Yes No

[Var dina föräldrar eller farföräldrar Pakistanska medborgare eller tillhörde Pakistanskt område.](#)

Profession / Occupation Details of Applicant

Present Occupation*	<input type="text" value="Select Occupation"/>	Välj nuvarande arbete
Employer Name/business *	<input type="text"/>	Arbetsgivarens namn/företag
Designation	<input type="text"/>	Beteckning/Arbetes position
Address *	<input type="text"/>	Adress
Phone	<input type="text"/>	Telefonnummer
Past Occupation, if any	<input type="text" value="Select Occupation"/>	Välj tidigare yrke
Are/were you in a Military/Semi-Military/Police/Security. Organization? <input checked="" type="radio"/> Yes <input type="radio"/> No	Är/var du i en militär/semi-militär/polis/säkerhetsorganisation? Om JA, klicka i rutan och fyll i.	
Organization *	<input type="text"/>	Organisation
Designation *	<input type="text"/>	Beteckning/Arbetes position
Rank *	<input type="text"/>	Rang
Place of Posting *	<input type="text"/>	Postplats

Save and Continue

Save and Temporarily Exit

Visa Details Form

Please note down the Temporary Application ID : **48311418RBZH9S**

Your Information will be saved if you click save button or continue to next page. If you exit without doing either of that, your information will be lost.

Details of Visa Sought

Type of Visa *	e-Visa
Visa Service*	eTOURIST VISA
Places to be visited *	<input type="text"/> Platser att besöka under resan.
Places to be visited line 2	<input type="text"/>
Duration of Visa*	60 Days
No. of Entries *	Double
Port of Arrival in India *	DELHI AIRPORT
Expected Port of Exit from India	<input type="text" value="DELHI AIRPORT"/>

Previous Visa/Currently valid Visa Details

Have you ever visited India before?* Yes / No [Har ni besökt Indien förr? Om JA, klicka i rutan och fyll i. Om NEJ, klicka i rutan och gå vidare.](#)

Address* [Adress](#)

Cities previously visited in India* [Städer som är tidigare besökta i Indien.](#)

Last Indian Visa No/Currently valid Indian Visa No.* [Senaste Visumets ID-nummer.](#)

Type of Visa* [Välj typ av visum.](#)

Place of Issue* [Utgivningsplats](#)

Date of Issue* [Utfärdat](#)

Has permission to visit or to extend stay in India previously been refused? Yes No

Other Information

Countries Visited in Last 10 years [Länder som har besökts under de senaste 10 åren.](#)

SAARC Country Visit Details

Have you visited SAARC countries (except your own country) during last 3 years? Yes No

[Har du besökt något av SAARC-länderna under de senaste tre åren?](#)

[SAARC länder – Bhutan, Indien, Maldiverna, Nepal, Pakistan & Sri Lanka.](#)

Reference

Reference Name in India*	<input type="text" value="INDO ASIA TOURS"/>
Address*	<input type="text" value="56 INSTITUTIONAL AREA, SECTOR 44"/>
	<input type="text" value="GURGAON 122002"/>
Phone*	<input type="text" value="00912445346"/>
Reference Name in SWEDEN*	<input type="text"/> Närmaste referens i Sverige.
Address*	<input type="text"/> Adress
	<input type="text"/>
Phone*	<input type="text"/> Telefonnummer

Save and Continue

Save and Temporarily Exit

Upload Photograph

Choose the Photo To Upload

Bläddra...

Ingen fil är vald.

Upload Photo

Exit

Temporary Application Id:-59241527C46FKSE

Kindly ensure that the photo is as per specifications mentioned below.

In case you are not ready for photo upload you can do it later, Please note down the Temporary Application Id ,close the window and Press Save and Exit .

You can complete your application later using Complete Partially Filled Form option on home page.

Photo Specifications

- Format JPEG
- Size Minimum 10 KB , Maximum 1 MB
- The minimum dimensions are 350 pixels (width) x 350 pixels (height).
- Recent front facing photograph with white background to be uploaded by the applicant.
- Do not crop the Passport Image to use it as your recent photograph. Upload clear front facing photograph with preferable white/light coloured background.
- **The application is liable to be rejected if the uploaded photograph are not clear and as per specification.**

Vänligen se till att bilden är enligt specifikationerna nedan.


Om man inte har en bild redo att ladda upp, kan man välja att ladda upp den senare. Spara det tillfälliga registrerings ID-nummer som sedan behövs för att kunna logga in på [Complete Partially Filled Form](#) och fullkomna ansökan.

Se till att du har ett nytaget färgfoto och kopia på passet sparat på din dator. Dessa ska laddas upp när du fyller i ansökan. Fotografiet ska vara av typen "passfoto" där hela ansiktet syns, du har ansiktet riktat mot kameran och med vit bakgrund. Fotofilen ska vara i JPEG format och filstorleken 10KB-1MB.

Upload Photograph

The Photo uploaded for Temporary Application Id:- 5025151908JXCXL

Click and drag the box to resize and select image. [Klicka och dra i rutan för att ändra storlek och bestäm bild.](#)



Crop and Save

Upload Photograph

The Photo uploaded for Temporary Application Id:- 5025151908JXCXL



Save and Continue

Upload Image Again

Save and Temporarily Exit

Document Upload

Document to be uploaded for Temporary Application Id:-473115282ORDTD4

Status

Document description

1) Copy of Passport page containing personal particulars

Ingen fil är vald.

Not Uploaded **Uploaded**

Kommer det att visa om passet har gått igenom.

Kindly ensure that the document is as per specifications mentioned below.

- i. All documents uploaded by the applicant including business cards, invitation letters etc. must be in English language, failing which e-Visa application would be liable for rejection.
- ii. Format PDF
- iii. Size Minimum 10 KB
- iv. Maximum 300 KB
- v. Passport Upload- Photo page of Passport containing personal details like name, date of birth, nationality, expiry date etc. to be uploaded by the applicant.
- vi. Photo page of Passport uploaded should be of the same passport whose details are provided in Passport Details section.
- vii. The application is liable to be rejected if the uploaded document is not clear and as per specification.

I have verified that all the documents are uploaded as per the requirement.

Enklast är att scanna uppslaget i passet och spara/skicka till sig själv. Har du ingen scanner kan du fota av uppslaget och spara på datorn. För att sedan omvandla fotot till PDF får du kopiera in det i ett Word dokument och välja "Spara som PDF". Ansökan kan komma att underkännas om det uppladdade dokumentet och fotografiet inte är enligt specifikation, t ex att kopiorna är suddiga eller ej går att läsa.

Passet måste vara giltigt minst 6 månader räknat från dagen man reser in i landet och ha minst 2 tomma sidor för visering. Visumet är knutet till passet så om du skulle skaffa ett nytt pass behöver du alltså ansöka och betala för ytterligare ett visum.

Fyll i uppgifterna exakt som det står i passet, felskrivningar i ansökan kan tyvärr inte ändras i efterhand utan då måste ansökan och betalning göras på nytt. Tänk på att du inte kan använda våra svenska bokstäver Å Ä Ö, använd a eller o istället.

Confirm Details

The applicant is requested to verify the particulars filled in the application form. The applicant may face legal action/penalties related to false facts or discrepancies in case of provision of wrong information. Please verify your Registration Details. If all details are correct please Press 'Verified and Confirmed'.

Please note down the Temporary Application ID: 5023533082KCL3.

Applicant Details

Surname (as shown in your Passport)	A	Surname/Family Name (as in Passport)
Given Name(s) (Consider as in Passport)	AL	Given Name(s) (as in Passport)
Have you ever changed your name?	NO	
Gender	Female	
Date of Birth	14/02/1989	Date of Birth as in Passport in DD/MM/YYYY format.
Country of Birth	INDIA	Country of Birth as in Passport.
Country of Birth	INDIA	Country of Birth.
Place of Birth	12345678	If not applicable, Please Type 'N/A'.
Citizenship/Nationality (as in)	INDIAN	If others, Please specify.
Valid Identification mark	None	Valid Identification mark.
Marital Status	Single	Marital Status.
Nationality	INDIAN	Nationality.
Did you Acquire Nationality by birth or by naturalization?	By Birth	Did you acquire Nationality by birth or by naturalization?

Have you lived for at least two years in the country where you are applying visit? NO

Passport Details

Passport Number	87654321	Applicant's Passport Number
Place of Issue	INDIA	Place of Issue
Date of Issue	01/10/2017	Date of Issue as in DD/MM/YYYY format.
Date of Expiry	31/10/2022	Date of Expiry as in DD/MM/YYYY format.

Applicant's Address Details

Home No (Street)	ABC 12345	Applicant's Present Address. Maximum 20 characters.
Street/PostCode	INDIA	Street/PostCode.
State/Province/District	INDIA	State/Province/District.
Postal/Zip Code	11111	Postal/Zip Code.
Country	INDIA	Country.
Phone No.	0994712345678	One Contact for the Application.
Mobile No.		Mobile Number.
Email Address	ABC@INDIA.COM	Email Address.

Permanent Address

Home No (Street)	ABC 12345	Applicant's Permanent Address (Only Postal/Zip Code)
Street/PostCode	INDIA	Street/PostCode.
State/Province/District	INDIA	State/Province/District.

Parents Details

Father's Details		Applicant's Father Name
Name	ABC	Father's Name
Nationality	INDIAN	Father's Nationality
Place of Birth	INDIA	Place of Birth of Father
Country of Birth	INDIA	Country of Birth
Mother's Details		Applicant's Mother Name
Name	C DE	Mother's Name
Nationality	INDIAN	Mother's Nationality
Place of Birth	INDIA	Place of Birth of Mother
Country of Birth	INDIA	Country of Birth

Applicant's Marital Status: Single

Are you Grandfather/ Grandmother (Grandmother/Nationality) Pakistan National or Belong to Pakistan HLD (HLD NO):

Employment / Business/Professional/Other Details

Present Occupation	Student	If others, please specify.
Employer Name/Business	ABC	Employer Name / Business.
Designation		Designation.
Address	ABC 12345	Address.
Phone		Phone.
Post Occupation, if any	NA	Post Occupation, if any.
Are there any in History/Status History/Police/Security/Organization?	NO	If yes, please specify.

Visa Type/Category

Visa Type: e-Visa
Visa Category: TOURIST VISA

Place to be visited: INDIA (GURGAON, NARA, JALANDHAR, JAMSHEDPUR)

Duration of Visit: 90 Days

Purpose of Visit: RECREATION/TOURISM/MEETING

Expected Date of Arrival: 10/11/2017

Port of Arrival in India: DELHI AIRPORT

Port of Exit from India: DELHI AIRPORT

Emergency Contact Person Details

Name you ever visited India before? NO

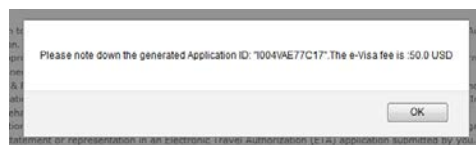
EMERGENCY CONTACT PERSON

Have you visited EMERGENCY contact (except your own country) during last 3 years? NO

EMERGENCY CONTACT PERSON

Reference Name in India	ABC 12345	Reference Name and Address in India
Address	ABC 12345, DEF GHI, JKL MNO, PQR RST, UVW XYZ	Address
Phone	0994712345678	Phone No.
Reference Name in INDIA	ABC 12345	Reference Name and Address in INDIA
Address	ABC 12345	Address
Phone	0994712345678	Phone No.

Efter foto och pass blivit uppladdat kommer en sammanfattning på visumet med ens uppgifter. Se noga igenom så allt stämmer och skulle något vara fel stavat eller något liknade, ändra direkt genom att klicka på MODIFY. Annars om allt stämmer klicka på kontrollerat och Fortsätt och i samband med det dyker denna ruta upp som påminner om att visumet kostar 50.00 USD. Tryck OK.



Online VISA Fee Payment

Applicant Name : AA
Application Id : I004VAE77C17

On pressing "Pay Now", the application will be redirected to Payment Gateway to pay the visa fee and will be outside the control of Visa Online Application. The responsibility of security of transaction process and details on payment page will be of Payment gateway. Bank Payment Gateway accepts both OTP (One Time Password) and non-OTP transactions.

In case of any issue, please contact your Bank. Application ID will be blocked after three failed attempts of payment, in such case applicant has to apply again. On pressing "Pay Later", you can pay the visa fee later using your Application ID and date of birth.

Please note that your application for e-Visa will not be submitted without fee payment. It should be done prior to 4 days of Journey date.

Disclaimer

All travelers seeking admission to India under the e-Visa (e-Visa) scheme are required to carry printout of the Electronic Travel Authorization (ETA) sent through email by Bureau of Immigration.

If your e-Visa application is approved, it establishes that you are admissible to enter India under the e-Visa scheme of the Government of India. Upon arrival in India, records would be examined by the Immigration Officer.

Biometric Details (Photograph & Fingerprints) of the applicant shall be mandatorily captured upon arrival into India. Non-compliance to do so would lead to denial of entry into India. A determination that you are not eligible for e-Visa does not preclude you from applying for a regular Visa in Indian Mission. All information provided by you, or on your behalf by a designated third party, must be true and correct.

An Electronic Travel Authorization (ETA) may be revoked at any time and for any reasons whatsoever. You may be subject to legal action, if you make materially false, fictitious, or fraudulent statement or representation in an Electronic Travel Authorization (ETA) application submitted by you. The transaction cannot be cancelled or amended once the fee has been paid.

Undertaking

I, the applicant, hereby certify that I have read and understood all the statements/questions in this application. The answers and information furnished in this application are true and correct to the best of my knowledge and belief. I understand that the Visa fee once paid is non-refundable irrespective of the outcome of my application and doesn't in any way guarantee issuance of e-Visa by the Government of India. I agree that I cannot cancel or amend this transaction.

Yes No


Pay Now

Pay Later

Select Payment Gateway Sbi e-pay Axis Bank

Continue

Please note down the Application ID : I004VAE77C17 which will be required for Status Enquiry, e-Visa Printing and Payment of visa processing fee.

Remaining Time in this page 3:21

Merchant Name : Ministry of Home Affairs

Reference No: I004VAE77C17 Transaction Amount: 50.0 USD

CARD NUMBER

Valid Card Number




Card Name

Maestro

Month **Year** **CVV CODE**

--Select-- --Select-- CVV

Your transaction is processed through a secure 256 bit https internet connection based on secure socket layer technology. For security purposes, your IP address 82.99.38.12, 82.99.38.12 and access time have been logged.

Efter att allt har blivit godkänt betalt kommer ert visum vara er till handa inom 72 timmar. Antingen får man sitt visum via e-mail eller gå in på <https://indianvisaonline.gov.in/evisa/StatusEnquiry>
Fyll i ID-nummer - passnummer. Då kommer man in på en sida där det står kortfattat personlig information.
Längre ner på sidan, välj PRINT STATUS – öppna dokument och skriv ut visumet.

Lycka till!